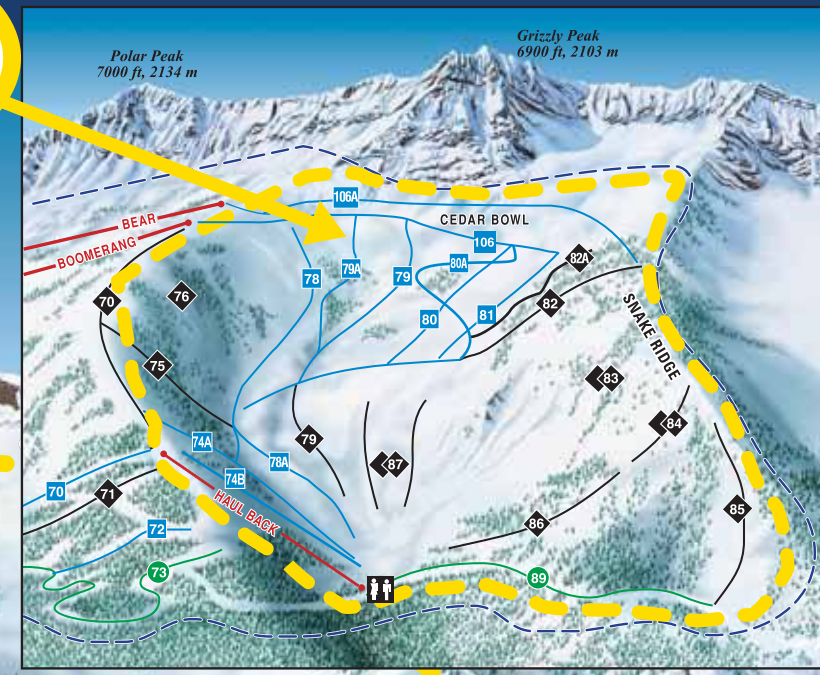
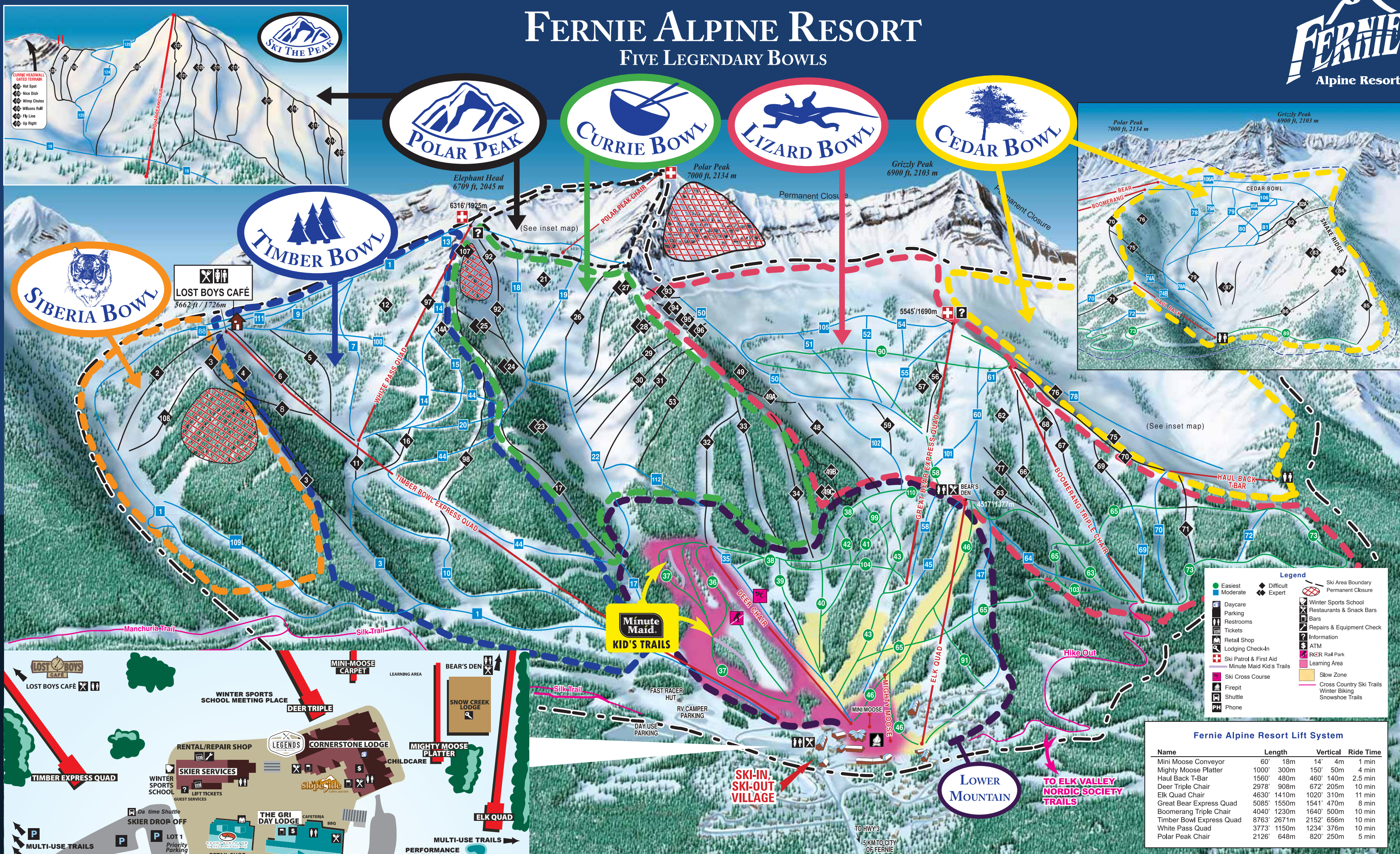


FERNIE ALPINE RESORT

FIVE LEGENDARY BOWLS

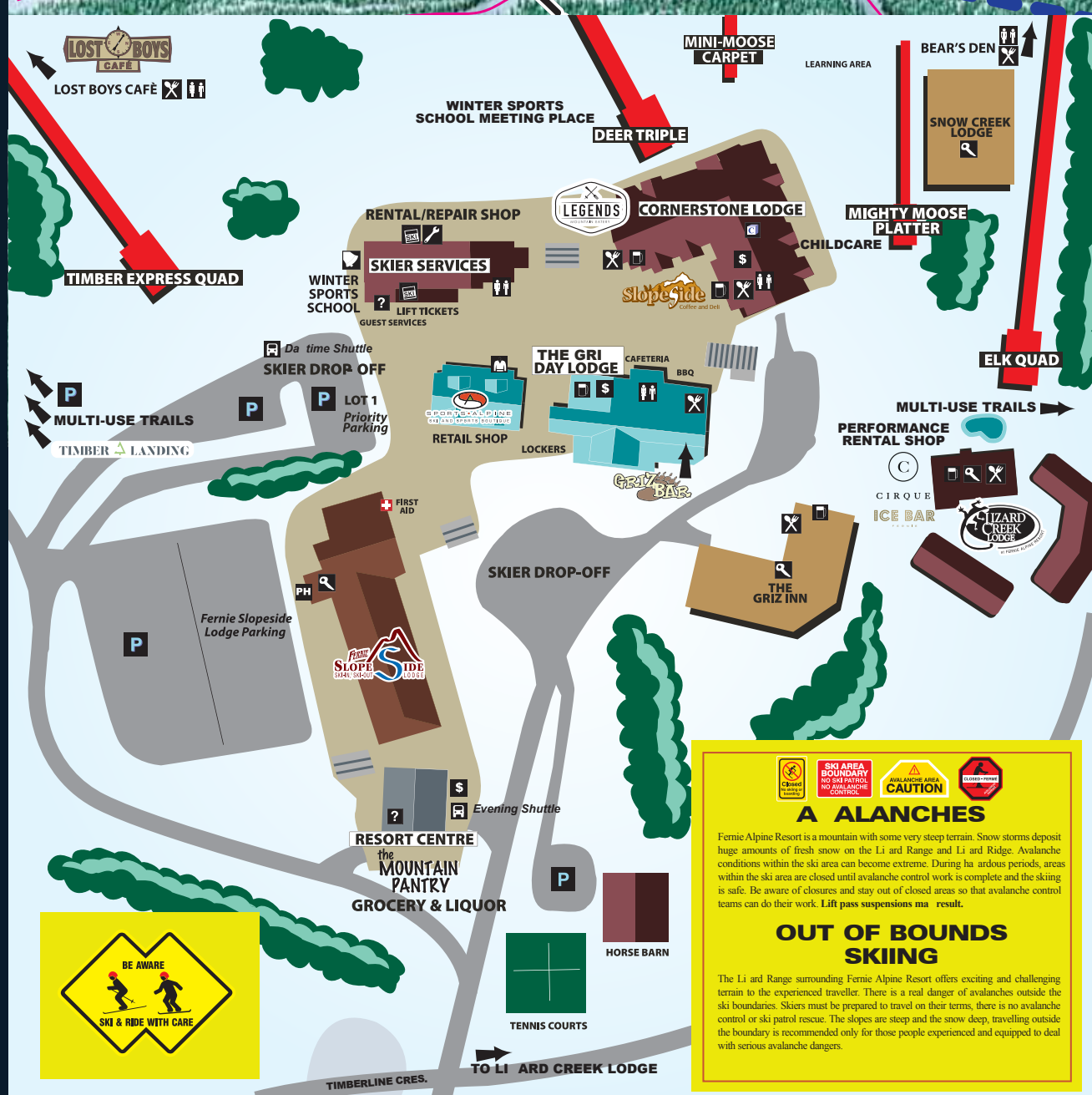


Legend

- Easiest
- Moderate
- ◆ Difficult
- ◆ Expert
- ⬮ Ski Area Boundary
- ⬮ Permanent Closure
- ⬮ Winter Sports School
- ⬮ Restaurants & Snack Bars
- ⬮ Bars
- ⬮ Repairs & Equipment Check
- ⬮ Information
- ⬮ Retail Shop
- ⬮ Lodging Check-In
- ⬮ Ski Patrol & First Aid
- ⬮ Minute Maid Kids & Trails
- ⬮ Learning Area
- ⬮ Ski Cross Course
- ⬮ Firepit
- ⬮ Shuttle
- ⬮ Phone
- ⬮ Ski Area Boundary
- ⬮ Permanent Closure
- ⬮ Winter Sports School
- ⬮ Restaurants & Snack Bars
- ⬮ Bars
- ⬮ Repairs & Equipment Check
- ⬮ Information
- ⬮ Retail Shop
- ⬮ Lodging Check-In
- ⬮ Ski Patrol & First Aid
- ⬮ Minute Maid Kids & Trails
- ⬮ Learning Area
- ⬮ Ski Cross Course
- ⬮ Firepit
- ⬮ Shuttle
- ⬮ Phone
- ⬮ Ski Area Boundary
- ⬮ Permanent Closure
- ⬮ Winter Sports School
- ⬮ Restaurants & Snack Bars
- ⬮ Bars
- ⬮ Repairs & Equipment Check
- ⬮ Information
- ⬮ Retail Shop
- ⬮ Lodging Check-In
- ⬮ Ski Patrol & First Aid
- ⬮ Minute Maid Kids & Trails
- ⬮ Learning Area
- ⬮ Ski Cross Course
- ⬮ Firepit
- ⬮ Shuttle
- ⬮ Phone

Fernie Alpine Resort Lift System

Name	Length	Vertical	Ride Time
Mini Moose Conveyor	60' / 18m	14' / 4m	1 min
Mighty Moose Platter	1000' / 300m	150' / 50m	4 min
Haul Back T-Bar	1560' / 480m	460' / 140m	2.5 min
Deer Triple Chair	2978' / 908m	672' / 205m	10 min
Elk Quad Chair	4630' / 1410m	1020' / 310m	11 min
Great Bear Express Quad	5085' / 1550m	1541' / 470m	8 min
Boomerang Triple Chair	4040' / 1230m	1640' / 500m	10 min
Timber Bowl Express Quad	8763' / 2671m	2152' / 656m	10 min
White Pass Quad	3773' / 1150m	1234' / 376m	10 min
Polar Peak Chair	2126' / 648m	620' / 250m	5 min



A ALANCHES
 Fernie Alpine Resort is a mountain with some very steep terrain. Snow storms deposit huge amounts of fresh snow on the Li and Range and Li and Ridge. Avalanche conditions within the ski area can become extreme. During the off-season, areas within the ski area are closed until avalanche control work is complete and the skiing is safe. Be aware of closures and stay out of closed areas so that avalanche control teams can do their work. Lifts operate on a first-come, first-served basis.

OUT OF BOUNDS SKIING
 The Li and Range surrounding Fernie Alpine Resort offers exciting and challenging terrain to the experienced traveller. There is a real danger of avalanches outside the ski boundaries. Skiers must be prepared to travel on their terms. There is no avalanche control or ski patrol rescue. The slopes are steep and the snow deep. Travelling outside the boundary is recommended only for those people experienced and equipped to deal with serious avalanche dangers.

Siberia Bowl	Timber Bowl	Currie Bowl	Ski The Peak
<ul style="list-style-type: none"> Falling Star Morning Glory Siberia Ridge Shooting Star Mars Failout 	<ul style="list-style-type: none"> Falling Star Big Bang Puff Liftline Heardland Misty Chutes Minky Way Timber Trail Deep Sea Pillow Talk 	<ul style="list-style-type: none"> Diamond Back Down Right Currie Powder Currie Trail Steeple Gables Anaconda Gables Gotta Go Big Dipper Concussion 	<ul style="list-style-type: none"> Little Dipper Big Dipper Upper Gold Locks Sunny Bear Mama Bear Papa Bear Grampa Bear
Lizard Bowl	Cedar Bowl	Lower Mountain	
<ul style="list-style-type: none"> Kangaroo Wallaby View Trail Buck's Shot Tower 8 Trail Corner Pocket High Stakes Lucifer Line Fire Bear Right Deep Space Linda's Run North Ridge China Wall 	<ul style="list-style-type: none"> Snake Man Snake Gables Gorilla Bowl Sleep & Deep Red Tree Wally's Follies K.C. Chutes Center Gables Trailcam North Road Bluberry 	<ul style="list-style-type: none"> Silver Fox Deer Meadow Deer Trail Red/White Banana Indiana Indian Trail Downhill 	

Fernie Facts

Season: December to April
 Number of Runs: 143 trails, 5 alpine bowls and tree skiing
 Longest Run: Falling Star (5 km / 3 miles)
 Base Elevation: 1052m / 3450ft
 Top Elevation: 2134m / 7000ft
 Vertical: 1082m / 3550ft
 Average Snowfall: up to 35ft / 1127cm

Terrain: 2500+ acres

- 30% Novice
- 40% Intermediate
- 30% Advanced

Alpine Responsibility Code

There are elements of risk that common sense and personal awareness can help reduce. Regardless of how you decide to use the slopes, always show courtesy to others. Please adhere to the code listed below and share with others the responsibility for a safe outdoor experience.

- Always stay in control. You must be able to stop, or avoid other people or objects.
- People ahead of you have the right-of-way. It is your responsibility to avoid them.
- Do not stop where you obstruct a trail or are not visible from above.
- Before starting downhill or merging onto a trail, look uphill and yield to others.
- If you are involved in or witness a collision or accident, you must remain at the scene and identify yourself to the Ski Patrol.
- Always use proper devices to help prevent runaway equipment.
- Observe and obey all posted signs and warnings.
- Keep off closed trails and closed areas.
- You must not use lifts or terrain if your ability is impaired through use of alcohol or drugs.
- You must have sufficient physical dexterity, ability and knowledge to safely load, ride and unload lifts. If in doubt, ask the lift attendant.

Know the Code - be safety Conscious - it is your Responsibility

Top 10 Best Ski Destinations
 - Canadian Living, 2015

Voted #1 Great Canadian Outdoor Town
 - Get Out There Magazine, 2016

To Contact Patrol/Dispatch:
 250.423.2426