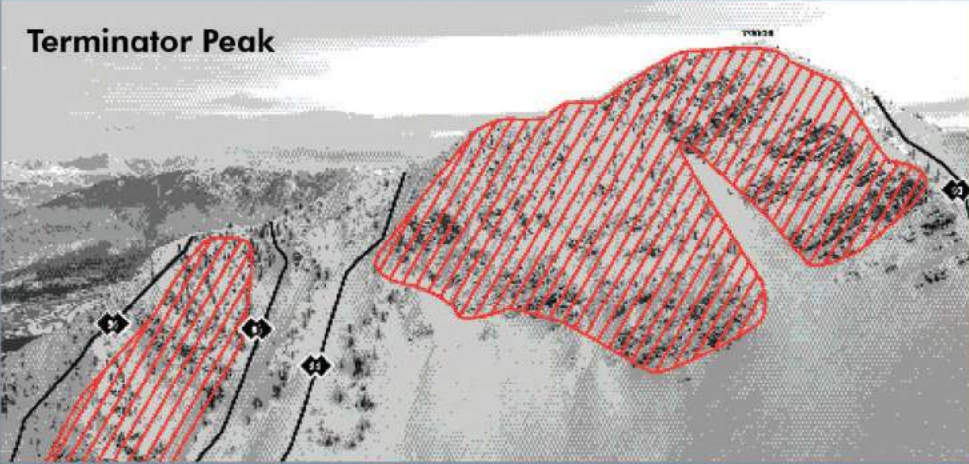
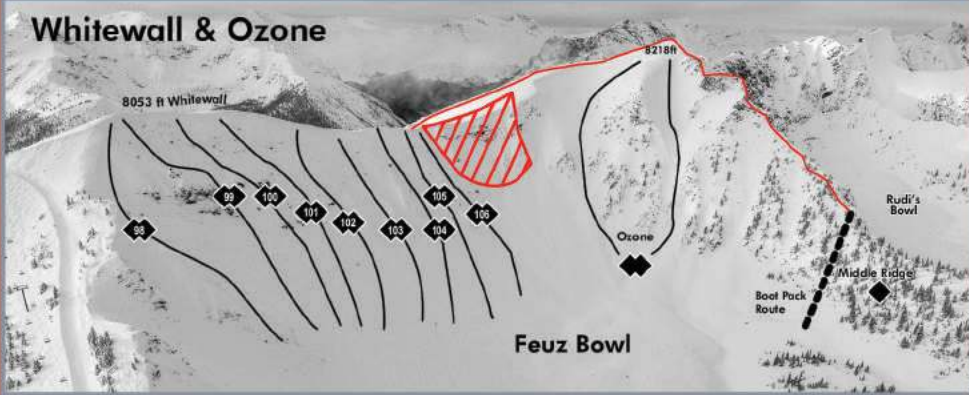
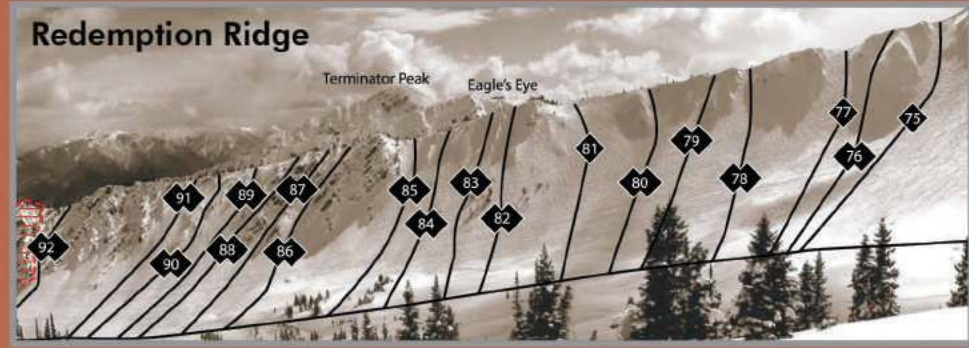


WINTER TRAIL MAP

5 Alpine Bowls • 85+ Inbound Chutes • 120+ Trails
 8,218 ft Top Elevation • 4,314 ft Vertical
 24 ft Average Snowfall • 3,486+ Skiable Resort Acres



Trail Map Legend

- Beginner Skiing Area
 - Intermediate Skiing Area
 - Slow Skiing Zone
 - Area Boundary
 - Permanently Closed Area: High Avalanche Hazard
 - Beginner Runs
 - Intermediate Runs
 - ◆ Advanced Runs
 - ◆◆ Expert Runs: Hazards Not Marked
 - Easiest Way Down
 - Boot Pack Route
 - ⚡ Snowshoe Trails
 - ⚡ X-Country Trailhead
 - 🏠 Ski-out to Accommodation
 - 🐻 Grizzly Bear Refuge
- Vertical: 4314ft/1315m
 • Top Elevation: 8218ft/2505m
 • Base Elevation: 3900 ft/1190 m
 • Terrain: 3486 acres
 • 5 Alpine Bowls, +85 Inbound Chutes
 • Numbered Runs: 129
 • Average Snowfall: 300" (762 cm)

Trail Names

- | | | |
|--------------------|------------------------------|---------------------------|
| 1 Grouse | 27 Liberty | 74 Wild Horse |
| 2 Jelly Bean | 28 Blow Down | 75 Side Saddle |
| 3 Gentle Ben | 29 Bubbly | 76 Branded |
| 4 Crow Foot | 30 Euphoria | 77 Cattle Prod |
| 5 Beaver Tail | 31 Sluiceway | 78 Horse Fly |
| 6 Snow Goose | 32 Flying Dutchman | 79 Horse Play |
| 7 Mummy | 33 Think Twice | 80 Prairie Oyster |
| 8 White Tail | 34 My Blue Heaven | 81 Mustang Sally |
| 9 It's A Ten | 35 Silver Lining | 82 Wildfire |
| 10 Big Ben | 36 Milly Goat Traverse | 83 Stampede |
| 11 Wolverine | 37 Briggs Brag | 84 One Trick Pony |
| 12 Buffalo Jump | 38 Epiphany | 85 Trigger |
| 13 Bail Out | 39 Xanadu | 86 Saddle Sore |
| 14 Kickback | 40 Valhalla | 87 Stallion |
| 15 Downshift | 41 Amen | 88 Bareback |
| 16 Blaster | 42 Nirvana | 89 Glory |
| 17 Huckleberry | 43 Pearly Gates | 90 Truth |
| 18 Goldrush | 44 Hallelujah | 91 Dare |
| 19 Little Ben | 45 Redemption | 92 Consequence |
| 20 Home Run | 46 Shangri-La | 93 Prosperity |
| 21 West Side | 47 Eden | 94 Certainty |
| 22 Got Your Goat | 48 High Horse | 95 Bear Chute |
| 23 Wapiti | 49 Outlaw | 96 Last Chance |
| 24 Buffalo Jump | 50 Horse's Mouth | 97 Two Trick Pony |
| 25 Stellar Jay | 51 Feuz Ski-Out | 98 Horseshoe |
| 26 Wiley Coyote | 52 Golden Delicious | 99 Gallop |
| 27 Grizzly Paw | 53 Double Digits | 100 Horse Chute |
| 28 Kicking Horse | 54 Crazy Legs | 101 Gift Horse |
| 29 Knee Deep | 55 Redemption Ridge Traverse | 102 Lessor's Leap |
| 30 Show Off | 56 Local Motion | 103 Punter |
| 31 Sluiceway | 57 Jubilee | 104 Rip The World |
| 32 Northern Lights | 58 Tie One On | 105 Stache |
| 33 Cloud Nine | 59 Boxcar | 106 Winterland |
| 34 Big Ol' Bear | 60 Whistle Blower | 107 Showcase |
| 35 Tail Spin | 61 Deraill | 108 Showdown |
| 36 Lone Ranger | 62 Highball | 109 Interception |
| 37 Wapiti | 63 Dorchester | 110 7:1 |
| 38 Nose Dive | 64 Spurline | 111 Double Dutch |
| 39 Wolverine | 65 Main Line | 112 Carpe Diem |
| 40 Lynx | 66 All Aboard | 113 End Zone |
| 41 Porcupine | 67 Iron Horse | 114 Crazy Legs |
| 42 Pioneer | 68 Kettle Creek | 115 Wild Card |
| 43 Kicking Horse | 69 Craigellachie | 116 Evil Empire |
| 44 Race Place | 70 Tunnel Vision | 117 3rd Down |
| 45 Terminator | 71 Golden Spike | 118 Unnecessary Roughness |
| 46 Double Header | | |

KNOW & RESPECT THESE SIGNS. FAILURE TO OBEY CLOSURES WILL RESULT IN YOUR SKIING/RIDING PRIVILEGES BEING REVOKED.

AVAILANCHE CLOSURE SIGNS

CLOSED
Do Not Proceed Beyond This Point

OPEN
Proceed with Caution

Please Obey Signs and Observe BE SAFE

CLOSED AVAILANCHE DANGER

SKI AREA BOUNDARY

NO SKI PATROL
NO AVAILANCHE CONTROL
MOUNTAIN RESCUE NOT AVAILABLE

BACKCOUNTRY ADVISORY

The backcountry outside of Kicking Horse Mountain Resort's operational boundary and controlled recreation area can at times prove to be extremely dangerous and life threatening. Every year multiple involvements with avalanches occur in this area, some resulting in loss of life.

The backcountry outside the resort's posted area boundary is uncontrolled, unmarked, and not patrolled, therefore many unseen hazards and dangers may exist.

Those choosing to leave the ski area boundary do so entirely at their own risk. They should be trained and properly equipped for self rescue as mountain rescue is not available.

Please read the Canadian Avalanche Centre Public Avalanche Bulletin prior to making any decisions to leave the area.

Remember catastrophic avalanches may occur at low, moderate, considerable or high danger levels.

