

MOUNTAIN MAP AND INFORMATION GUIDE



WINTER 2019 - 2020



541-382-1709

MTBACHELOR.COM



FOOD AND BEVERAGE

NEW! EGAN'S OUTPOST MOBILE FOOD TRUCK
Where on the mountain is Egan's Outpost today? Find it for a hot lunch, snack, or cold beverage

SCAPOLO'S PINE MARTEN LODGE AT MID-MOUNTAIN
Mediterranean & Italian lunch specialties, beer & wine

SPARKS CAFÉ PINE MARTEN LODGE AT MID-MOUNTAIN
Fast American and Mexican fare, beer & wine

CLEARING ROCK BAR WEST VILLAGE LODGE
Pub favorites for lunch and après, full bar service, 21+ only

COCOA'S CAFÉ & BAR WEST VILLAGE LODGE
Quick-serve breakfast & lunch options, beer & wine

SUNRISE CAFÉ & SUN BAR SUNRISE LODGE
Quick-serve breakfast & lunch options, full bar service

PINNACLES INSIDE EACH LODGE & MOUNTAIN GATEWAY
Espresso, pastries, snacks, and grab & go options

NORDIC CAFÉ NORDIC CENTER
Breakfast, burrito bar, snacks, beer & wine

SUNRISE BASE

Anchored by the freshly remodeled Sunrise Lodge, the Sunrise base area is the home to Woodward at Mt. Bachelor and is the gateway to Woodward Mountain Park and the region's best beginner terrain.

PARKING

There are three free parking lots at Sunrise: upper, middle, and lower. If you need lift tickets or rental equipment, we recommend parking in the middle lot. The lower lot provides a ski route to the Early Riser chairlift and is best for guests who already have a valid ticket/pass and their own equipment.

TICKETS, PASSES & RENTALS

Lift tickets, season passes, and equipment rentals are available at the Sunrise Sales & Service Center on the lower level of Sunrise Lodge. On peak days, lift tickets are also available at the ticket windows on the upper level of the lodge. Buy lift tickets in advance, online, to save time and money.

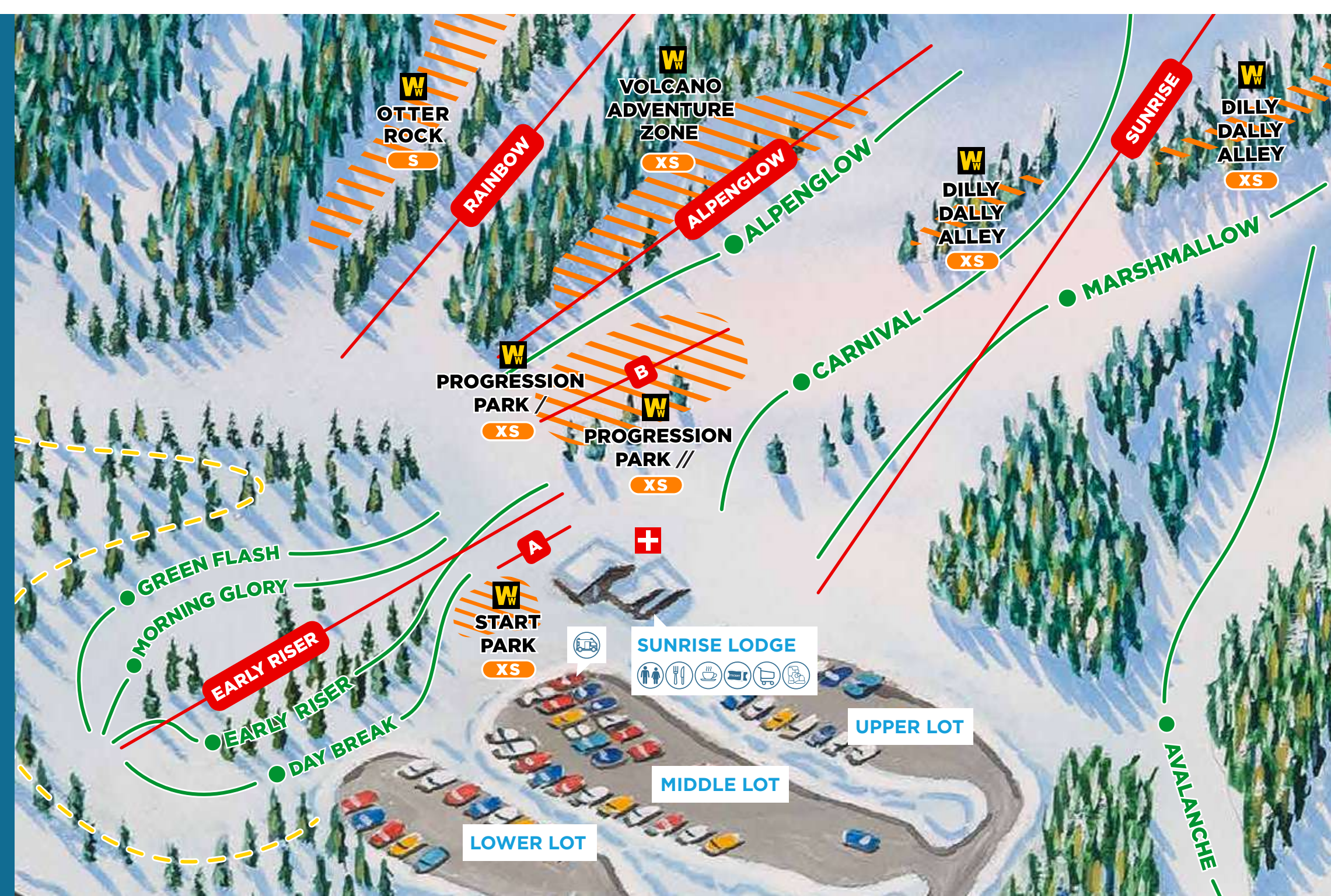
LESSONS & CHILDCARE

The Woodward Start Park and the First Rays Carpet next to Sunrise Lodge are FREE for all guests to access. We'll even have coaches stationed nearby to offer free learning tips! But to progress more rapidly and to experience more of the mountain, sign up for one of these lesson options at the Sunrise Sales & Service Center:

- BEGINNER GROUP LESSONS FOR AGES 6+
- HOLIDAY CAMPS FOR KIDS AGES 6-12
- PRIVATE LESSONS

Plan to start your day at our West Village base area if you desire childcare services, lessons for kids 5 & under, or lessons for intermediate and advanced skiers/riders of any age.

You are welcome to ride the free Interlodge Shuttle, operating twice per hour, every day, between the Sunrise and West Village base areas if you need to travel from one base area to the other.



LEGEND

- | | | | |
|-------------------|-------------------|-------------|--------------------|
| Restrooms | Tickets | Childcare | First Rays Carpet |
| Showers | Rentals | Lift Access | Lava Tube Carpet |
| Dining | Sport Shop | Lessons | Shuttle Stop |
| Nordic & Snowshoe | Espresso & Snacks | Ski Patrol | No public services |

WEST VILLAGE BASE

Mt. Bachelor's West Village is the resort's primary base area with facilities and services available year-round.

PARKING

The West Village parking lot is the largest parking area at Mt. Bachelor. Day parking at West Village is free, except for a small pay-parking area close to West Village Lodge. Overnight RV parking is available by online reservation in a powered hook-up or non-powered spot.

GRAVITY SPORTS SHOP

Mt. Bachelor's Gravity Sports Shop offers a large product selection and expert, friendly service. Shop for new skis, snowboards, boots, apparel, and souvenirs, demo new gear, and get your boots properly fitted on the lower level of the Mountain Gateway building.

LESSONS & CHILDCARE

Group and private lessons for all ability levels are offered at West Village. Childcare services and the lesson check-in area for kids ages 5 & under are in the lower level of West Village Lodge. Advance reservations are strongly recommended. Visit the Sales & Service Center in Mountain Gateway to purchase a lesson for ages 6 and older.

TICKETS, PASSES & RENTALS

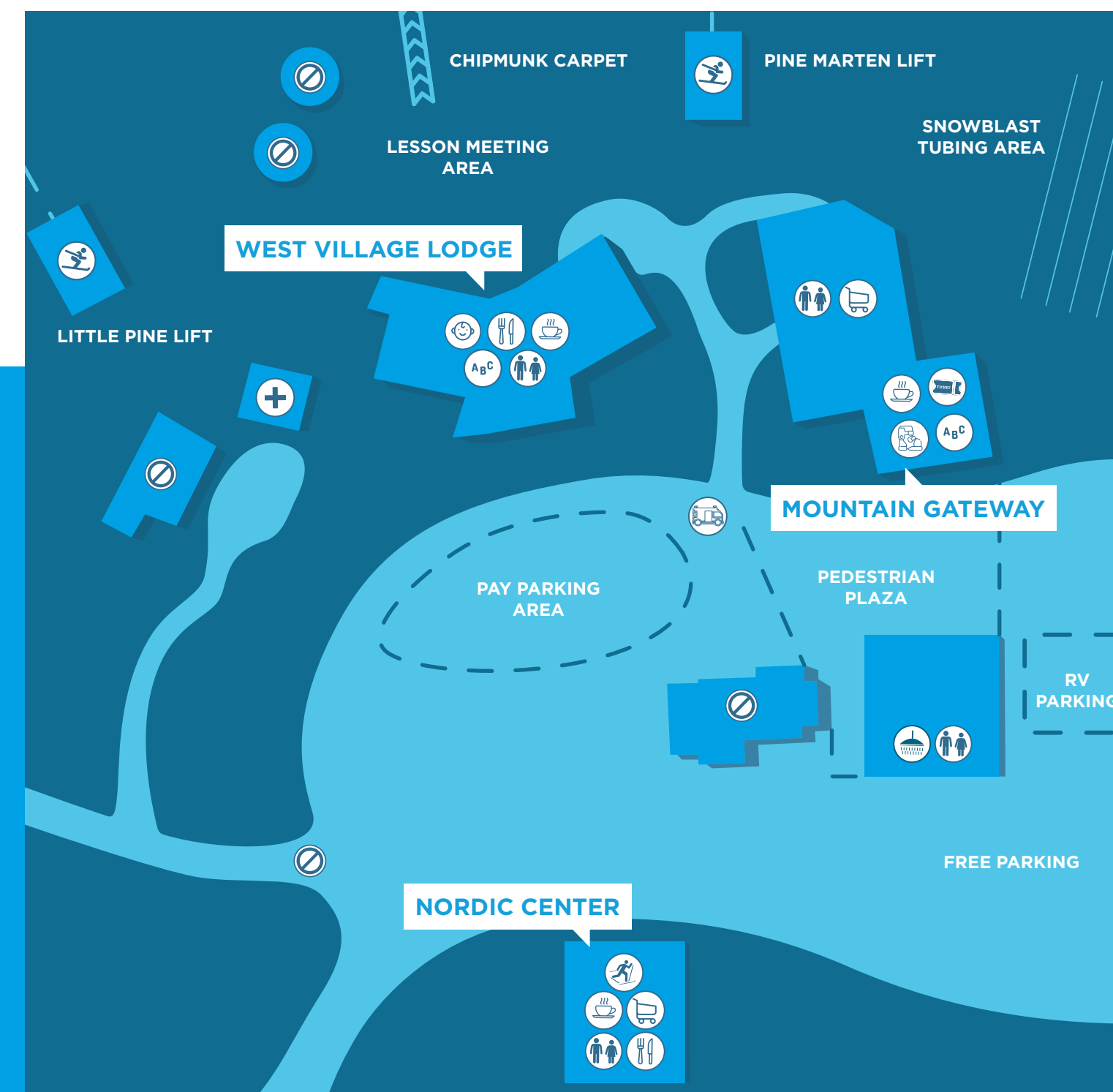
Visit the Sales & Service Center on the lower level of the Mountain Gateway building at West Village for all your lift ticket, pass, & rental equipment needs. Buy lift tickets in advance, online, to save time and money.

SNOWBLAST TUBING PARK

Experience Central Oregon's longest and fastest snow tubing at Mt. Bachelor's Snowblast Tubing Park, located next to the Mountain Gateway building at West Village. Open Fridays through Sundays plus holiday periods, two-hour sessions start at 10:00 a.m., 12:00 p.m. and 2:00 p.m. Tubing sessions often sell out; buy tickets in advance, online, to reserve your spot.

NORDIC CENTER

Mt. Bachelor's Nordic Center offers 56km of groomed cross country trails and offers the longest groomed Nordic season in North America, with groomed skiing planned from Thanksgiving to Memorial Day. Visit the Nordic Lodge at West Village for Nordic trail passes, rentals, lessons, snowshoeing, and the famed burrito at the Nordic Café.



PLAY FOREVER

Mt. Bachelor and its parent company, POWDR, want to Play Forever by protecting the environment and enabling participation. We are committed to being an enduring business that inspires the adventure lifestyle for generations. Let's all Play Forever by recycling, conserving resources, and using public transportation or carpooling.



EVENTS

Mt. Bachelor is known for unique, family-friendly events held throughout the winter at the mountain & in town! Head to mtbachelor.com for the most up-to-date calendar.



MOUNTAIN CODE

SKIERS, SNOWBOARDERS AND CROSS COUNTRY SKIERS SHALL HAVE DUTIES THAT INCLUDE, BUT ARE NOT LIMITED TO THE FOLLOWING:

- Skiers who ski in any area not designated for skiing within the permit area assume the inherent risks thereof.
- Skiers shall be the sole judges of the limits of their skills and their ability to meet and overcome the inherent risks of skiing and shall maintain reasonable control of speed and course.
- Skiers shall abide by the directions and instructions of the ski area operator.
- Skiers shall familiarize themselves with posted information on location and degree of difficulty of trails and slopes to the extent reasonably possible before skiing on any slope or trail.
- Skiers shall not cross the uphill track on any surface lift except at points clearly designated by the ski area operator.
- Skiers shall not overtake any other skier except in such a manner to avoid contact and shall grant the right of way to the overtaken skier.
- Skiers shall yield to other skiers when entering a trail or starting downhill.
- Skiers must wear retention straps or other devices to prevent runaway skis.
- Skiers shall not board rope tows, wire rope tows, j-bars, ski lifts or other similar devices unless they have sufficient ability to use the devices, and skiers shall follow any written or verbal instructions that are given regarding the devices.
- Skiers, when involved in an accident, shall not depart from the area without leaving their name & address if reasonably possible.
- A skier who is injured should, if reasonably possible, give notice of the injury to the ski area operator before leaving the area.
- Skiers shall not embark or disembark from a ski lift except at designated areas or by the authority of the ski area operator.

Violation of any of these duties of skiers set forth above entitles the ski area operator to withdraw the violator's privilege of skiing. (O.R.S. 30.985)
A ski area operator shall be notified of any injury to a skier by registered or certified mail within 180 days after the injury or within 180 days after the skier discovers, or reasonably should have discovered, such injury. An action against the ski area operator to recover damages for injury to a skier shall be commenced within two years of the date of the injuries. Failure to give notice may bar a claim for injuries or wrongful death. (O.R.S. 30.980)

WOODWARD MT. BACHELOR / OR

Woodward is an experiential action sports company on a mission to inspire next generation sports experiences. Woodward comes to life at Mt. Bachelor with Woodward Mountain Park, a network of featured terrain zones for all ages and abilities, ranging from the FREE Woodward Start Park to adventure zones, progression parks, large freestyle venues, Woodward Peace Park, and everything in between.

WOODWARD MOUNTAIN PARK

Woodward Mountain Park zones are rated by feature size. These size designations are relative to each other within Mt. Bachelor's network of features. Start small and work your way up.

- W** WOODWARD MOUNTAIN PARK ZONE
- XS** EXTRA SMALL FEATURES
- S** SMALL FEATURES
- M** MEDIUM FEATURES
- L** LARGE FEATURES

LEGEND

- Easier
- More Difficult
- ◆ Most Difficult
- ◆◆ Extreme Terrain
Use Extra Caution
- Flat Terrain
Some walking may be required
- Uphill Travel Route
Visit mtbachelor.com to view the Uphill Travel Policy
- Ski Area Boundary
- 1 Catchline Sign
Signs numbered by location
- A First Rays Carpet
- B Lava Tube Carpet
- C Chipmunk Carpet
Gravity School lesson use only

SKI PATROL

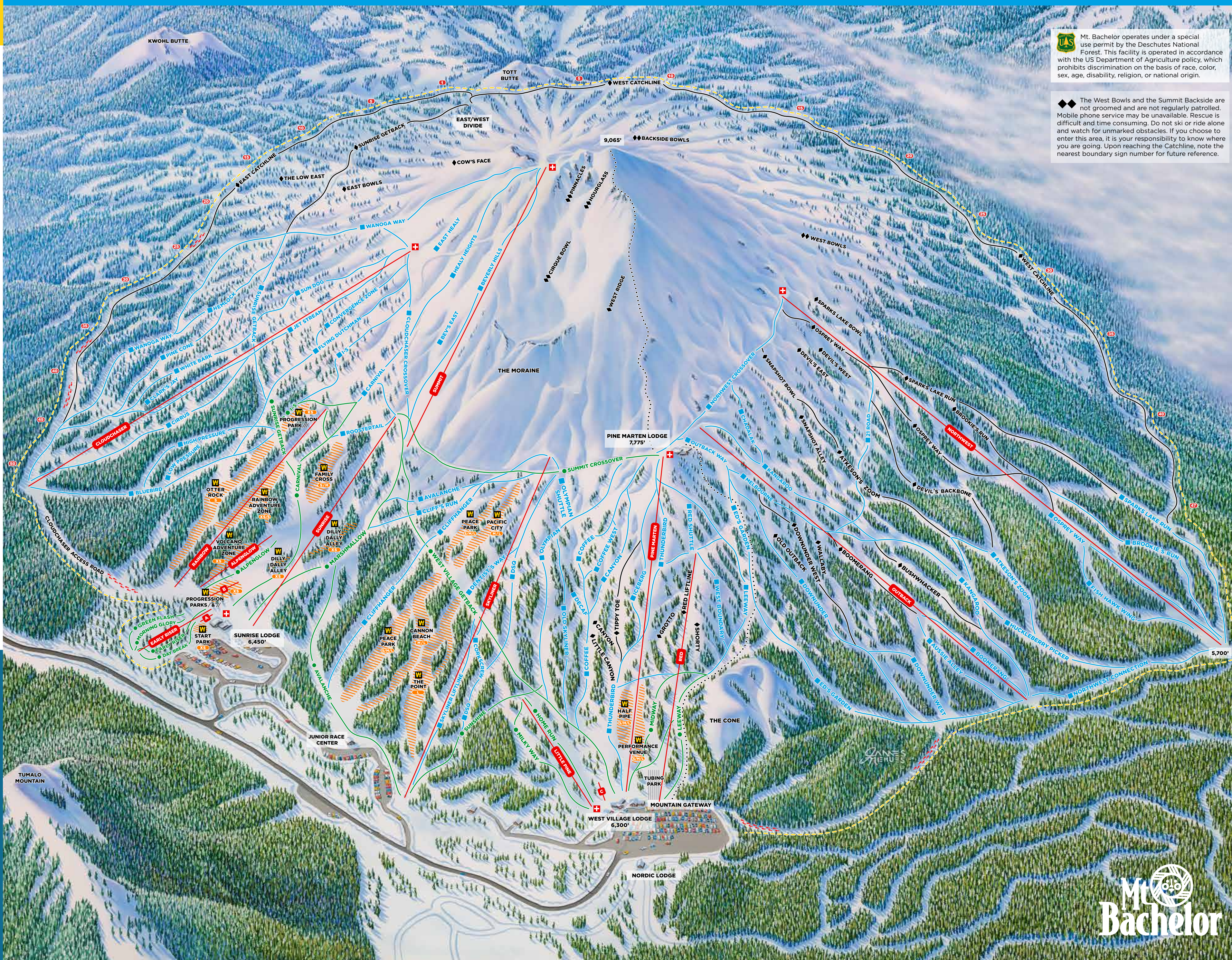
EMERGENCY? CALL 541-693-0911

The members and avalanche dogs of Ski Patrol welcome you to Mt. Bachelor. Look for Ski Patrol in black and red with white crosses. Please feel free to ask any patroller or other mountain personnel for information or assistance.

If someone is injured or in a collision: cross a pair of skis uphill from the incident to warn oncoming traffic and send someone for help or call to report the location, type of injury and description of the injured party.

CHAIRLIFT STATS

- | | |
|------------------------------------------------------------------------------------------------------------------------------------------------------------------------------------------------------------------------------------------------------------------------------------------------------------------------------------------------------------------------------------------------------------------------------------------------------------------------------------------------------------------------|---------------------------------------------------------------------------------------------------------------------------------------------------------------------------------------------------------------------------------------------------------------------------------------------------------------------------------------------------------------------------------------------------------------------------------------------------------------------------------------------------------------------------|
| <p>ALPENGLOW
TRIPLE CHAIR
Vertical - 171'
Length - 1,194'</p> <p>CLOUDCHASER
HIGH SPEED QUAD
Vertical - 1,448'
Length - 6,576'</p> <p>EARLY RISER
QUAD CHAIR
Vertical - 70'
Length - 647'</p> <p>LITTLE PINE
HIGH SPEED QUAD
Vertical - 257'
Length - 1,888'</p> <p>NORTHWEST
HIGH SPEED QUAD
Vertical - 2,365'
Length - 8,377'</p> <p>OUTBACK
HIGH SPEED QUAD
Vertical - 1,780'
Length - 6,991'</p> | <p>PINE MARTEN
HIGH SPEED QUAD
Vertical - 1,360'
Length - 4,779'</p> <p>RAINBOW CHAIR
TRIPLE CHAIR
Vertical - 597'
Length - 3,280'</p> <p>RED CHAIR
TRIPLE CHAIR
Vertical - 1,158'
Length - 4,020'</p> <p>SKYLINER
HIGH SPEED QUAD
Vertical - 1,316'
Length - 5,878'</p> <p>SUMMIT
HIGH SPEED QUAD
Vertical - 1,725'
Length - 4,783'</p> <p>SUNRISE
HIGH SPEED QUAD
Vertical - 808'
Length - 3,732'</p> |
|------------------------------------------------------------------------------------------------------------------------------------------------------------------------------------------------------------------------------------------------------------------------------------------------------------------------------------------------------------------------------------------------------------------------------------------------------------------------------------------------------------------------|---------------------------------------------------------------------------------------------------------------------------------------------------------------------------------------------------------------------------------------------------------------------------------------------------------------------------------------------------------------------------------------------------------------------------------------------------------------------------------------------------------------------------|



Mt. Bachelor operates under a special use permit by the Deschutes National Forest. This facility is operated in accordance with the US Department of Agriculture policy, which prohibits discrimination on the basis of race, color, sex, age, disability, religion, or national origin.

◆◆ The West Bowls and the Summit Backside are not groomed and are not regularly patrolled. Mobile phone service may be unavailable. Rescue is difficult and time consuming. Do not ski or ride alone and watch for unmarked obstacles. If you choose to enter this area, it is your responsibility to know where you are going. Upon reaching the Catchline, note the nearest boundary sign number for future reference.

